

FASHION
FOR
POWER
FOLLO



1

- Bio and Artist Statement Pages 3-4
- Custom Textile Prints and Garments Pages 5-6
- Kiki Magazine Fashion Competition Pages 7-8

2

- Custom Costumes Pages 9-10
- Wardrobe Direction Page 11
- Accessory Examples Page 12

3

- Custom Commissions Page 13
- Fashion Illustration Examples Page 14
- #connect Body of Sewn Artwork Pages 15-16

4

- Selected Sewn Artwork examples Page 17
- Sewing instruction Page 18
- CV Pages 19-20



Bio

Photograph by Dustin Schleibaum

Styled by Antonio Adams

Lindsey M Whittle received a BFA in painting from the Art Academy of Cincinnati in 2007. She taught English as a second language for 1 year in 2009, in a fashion high school in Gifu, Japan. Whittle spent 5 years from 2007-2012, teaching art to youth at Baker Hunt Cultural Art Center in Covington, KY. She continued her education studying fashion at the University of Cincinnati for 3 years from 2009-2012. She then went on to pursue a masters in fashion, studying under “Soundsuit” artist, Nick Cave, at the School of the Art Institute of Chicago from 2012- 2014, all while maintaining her position as the “Master Crafter” at Kiki Magazine from 2012- 2015. In 2016, Whittle was the creative/ wardrobe director for “Lighting Fires” music video by Olivia Sebastianelli, directed by Yellowhaus and also project leader for designing and fabricating 10 light -up costumes for the Cincinnati Symphony Orchestra’s Lumenocity festival. Whittle presently co-manages PIQUE (art space) with Annie Brown and teaching sewing and performance art from middle school through college.

Artist Statement


Photo by Grace Duval Johnston

As an artist, I am a performance/fashion/visual artist that uses color and shape as a starting point to collaborate with others and spread good cheer. My work is often connected to things wearable and the body. There are almost always elements of play, change, transformation, interactivity and possibility in everything I do. I strive to enrich people's lives on a simple daily level. I have worked with bright colored versions of materials such as: fabric, wood, foam, paper, make-up, Velcro, acrylic Plexiglas and more.




Textile Design Examples

*These custom textiles can be purchased at:
www.spoonflower.com/profiles/sparklezilla*




“#sageexperience Collage”

Print made from images of my artwork.



“Color Collage”

Print made from images of my artwork.



“Artwork Collage”


Print made from images of my artwork.

Custom Garments Made from Textile Designs

Photography Credit:

Top Left- Jim Prinz'

Bottom Left and Middle - Grace Duval Johnston



Examples of various garments made from my own textile designs printed at spoonflower.com Looks are from 2013-2016 All looks except were designed, patterned, and fabricated by me.



Select pieces from the Kiki Magazine annual fashion contest

2013–2015 *Images from pages of Kiki Magazine*

For 3 years in a row, Kiki Magazine held a fashion contest where readers would submit drawings of their fashion designs. I would then find the materials, pattern, perform fittings and make final looks of the 4 winners. During my time at Kiki, on top of managing the "art bin" section of the magazine, In total, I made 13 custom looks from reader illustrations.



More select pieces from the annual Kiki Magazine fashion contest

THE BLUE TIDE

Illustration by
Abby Anderson (10)
SELECTED BY CELEBRITY JUDGE,
FASHION ILLUSTRATOR KATHRYN HAGEN



I think that complex design would be better for her bodice. I like the ruffles well-defined. I think the buttons are well-placed. —KATHRYN HAGEN

DEC/JAN 2016



SWIFT

Illustration by
Harriet Milton (14)
SELECTED BY CELEBRITY JUDGE,
FASHION DESIGNER SHELLY LANG



I felt it was innovative and creative because her inspiration was from nature as opposed to an already established style or iconic garment. She took the nature of Oregon and created an outfit to express it. The silhouette is unique with the button treatment along the sleeves and the hood, which supports the theme of flowing air as well. The color is in service to the overall theme as is her choice of fabric. She uses an 'airy' chiffon to express the sky and wind in her tunic and hood, leather treatment for accessories to express the earth and the blue tights for water and air as well. —SHELLY LANG

DEC/JAN 2016



Want to make your own ombre fabric? Check out the step-by-step tutorial at www.kikimag.com/goto/dipdye

IS THIS OUTFIT MADE FROM?

- Ombre dyed cotton for the vest
- Jersey knit for the undershirt
- Lycra for the leggings
- Satin for the vest lining

AS: Matching zipper elastic ribbon

DEC/JAN 2016



WHAT IS THIS OUTFIT MADE FROM?

- Double-knit for the pants
- Cotton for the belt and hat
- Custom-printed cotton for the blouse
- Custom-printed cotton for the blouse
- Custom-printed cotton for the blouse and purse
- Cotton for the blouse panel, hat, and purse
- Buckram base for the hat

EXTRAS: interfacing for the collar and belt, separating zipper, snaps, and purse handles

DEC/JAN 2016



Select Costume Work Examples



10 Lumenocity Costumes for the Cincinnati Symphony Orchestra

Team Leader, Co- designed and co fabricated with
Grace Duval Johnston and lighting engineer
Julian Spring. summer 2016 More image examples here:
<http://graceduval.pixieset.com/lumenocity/>



Mummynaut for San Diego Comic Con 2015

Patterned and fabricated costume. [Featured in the New York Times.](#)
[and LA times.](#)

More Custom Costume examples



*Big Lebowski HeadDress for Covington,
KY Event*

Custom Fabricated headdress, commissioned
by Keep Your Shirt On Covington 2016



Custom Batgirl Costume

Custom Patterned and fabricated in the style of the 1960s Batgirl.
2011

Wardrobe/Art Direction and Styling



Art and Wardrobe Direction from “Lighting Fires” Music Video

by Olivia Sebastianelli Produced by Yellow Haus Jan 2016


<https://vimeo.com/162684671>



Styled image of Cincinnati Artist, Antonio Adams, Wearing my custom printed clothing and custom fabricated accessories. Image shot by Dustin Schleibaum

Custom Accessory Examples

Custom Design and Fabrication



2017

Custom Clutch made from Custom print fabric.



2014- Present

Custom mixed media jewelry



2012

One of many examples of custom design and fabricated hats. This hat is felt blocked.




Custom Commissioned Work

In order from top left to bottom right: Custom patterned and sewn shirt, Custom patterned and sewn wedding veil and obi-style belt, Custom rain jacket for exhibition, Custom patio cushions, Custom fitted coat with fur trim, Custom printed sweatshirts.



Fashion Illustration

*Mixed Media and bright colored fashion and figure drawings.
2015-2017*



Water Color and Collage



Water color, ink pen, collage



Water color, fabric, plastic

#connect Body of Artwork 2013–present

2013–2014 sponsored by Velcro brand

My body of artwork #connect consists of abstract pieces made from hook and loop tape of my own design that I sew together. Then these pieces can connect together like legos. They can build up on the body, on a wall, as a sculpture and/or an installation. They can also be pieces of performance and dance.






Selected Sewn/Patterned Artwork Examples

2007 – 2014



I like to work in a variety of materials, with a focus on pattern and color blocking. A lot of my sewn artwork strives to use the body as a starting point to make shapes and has an element of performance.



Sewing/ Patterning Instruction

I teach sewing and pattern making to a range of students from middle school and high school through to college students and adults. I teach in institutions and privately.

I am very proud to be part of Sew Much More in particular. This was a program I designed to reach students from high risk and high need situations. The program builds on itself and teaches students not just sewing skills, but also resilience, patience, discipline, focus, and gives them a sense of achievement and ability. I have been teaching this program through the Live It Like You Mean It foundation since 2014.





“If it doesn’t make the world more awesome, don’t do it.” – Kid President